



Cinotti's Bakery

cinottisbakery.com



TIERED CAKE SERVING
GUIDE

ALL ABOUT TIERED CAKES



With so many cake options, it can become hard to decide which cake is best for your occasion, Here are some ideas to help.

SIZING MATTERS

Having an understanding of your party's needs; from number of guest to overall atmosphere will help in determining your size cake. Warmer seasons or rich foods can reduce the overall servings needed. Conversely, colder temperatures, lighter foods, and earlier events can increase your desired servings.



FLAVORS & FILLINGS

While we offer several flavor and filling options, our homemade vanilla cake is by far our most requested tiered cake. Please keep in mind; we try to accommodate most taste buds, however, some designs and sizes are not always compatible with varying flavors and fillings.



DESIGN & SERVING TIPS

The difference between teal and aqua is a big deal when it comes to your cake. To assist you, we've created a color guide.

Sometimes, knowing how to serve each tier helps in determining which cake size is best. To help relieve you of the guess work, we've included a serving guide.





SIZING

cinottisbakery.com



Round Tiered Cakes

cinottisbakery.com

Tiered
cakes must
remain flat
in transit

9 & 6

Cinotti's standard tiered cake

Serving up to 30

Many flavors & filling options

10 & 7

Serving up to 40

Many flavors & filling options

Best practices
include
picking them
up the day of
event

Be sure to
look at our
color guide
prior to
ordering

12 & 9

Serving up to 60

Many flavors & filling options

10, 7, & 5

Serving up to 45

Some flavor & filling options

Be sure you
have a cool
space to store
your cake

Keep pets,
children, &
hungry guests
away from cake
until serving

11, 8, & 5

Serving up to 60

Some flavor & filling options

Square Tiered Cakes

cinottisbakery.com

8 & 4

Serving up to 20
Most flavors & fillings available

With many options on the web today, bring in a few different cake designs

Fondant and fillings require extra care in handling. Be sure to know proper procedures prior to ordering.

10 & 6

Serving up to 35
Most flavors & fillings available

12 & 8

Serving up to 55
Most flavors & fillings available

Don't move your cake around too much. Leave it in a flat, cool area until serving



FLAVORS & FILLINGS

cinottisbakery.com





Cake Options

Additional fees may apply
& Subject to availability



VANILLA



CHOCOLATE



1/2 & 1/2



CARROT



HUMMINGBIRD



KYLIE



RED VELVET



STRAWBERRY



LEMON



SAWGRASS

Fillings


Additional fees apply
Subject to availability




cinottisbakery.com



STRAWBERRY



CUSTARD



STRAWBERRY/
CHEESE



RASPBERRY




FUDGE




LEMON




RASPBERRY/
GANACHE



LEMON/
CHEESE



FLAVORED
BUTTERCREAM



COLORS
BUTTERCREAM



DESIGN & SERVING TIPS

cinottisbakery.com



Icing Colors



cinottisbakery.com

Ivory

Tan

Crimson

Cherry
red

Red

Salmon

Hot
Pink

Pink

Light
Pink

Blush

Pumpkin

Orange

Coral

Yellow

Golden
Yellow

Forest
Green

Olive
Green

Green

Teal

Lime
Green

Mint
Green

Tiffany
Blue

Seafoam
Green

Navy
Blue

Royal
Blue

Cornflower
Blue

Sky
Blue

Aqua

Baby
Blue

Purple

Plum

Magenta

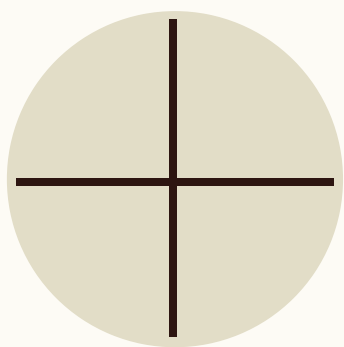
Lilac

Periwinkle

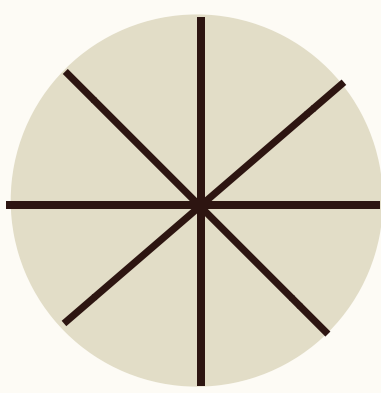
Slate

How to serve a tiered cake

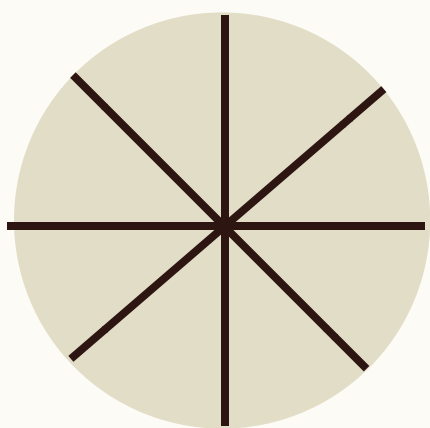
cinottisbakery.com



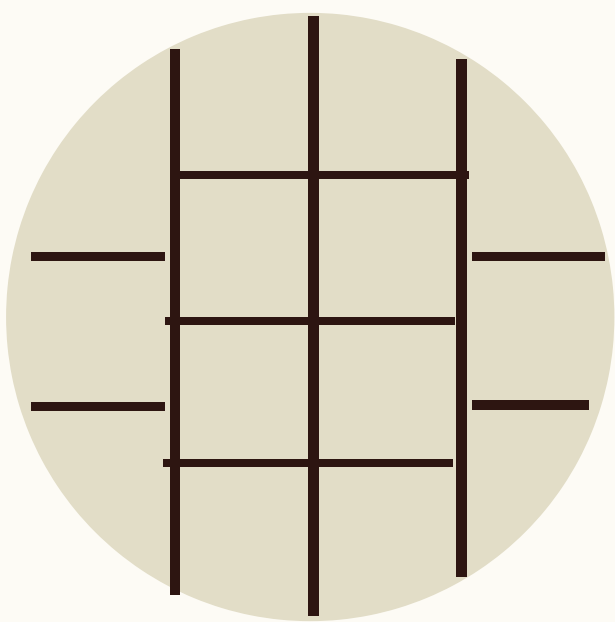
5"
SERVES 4



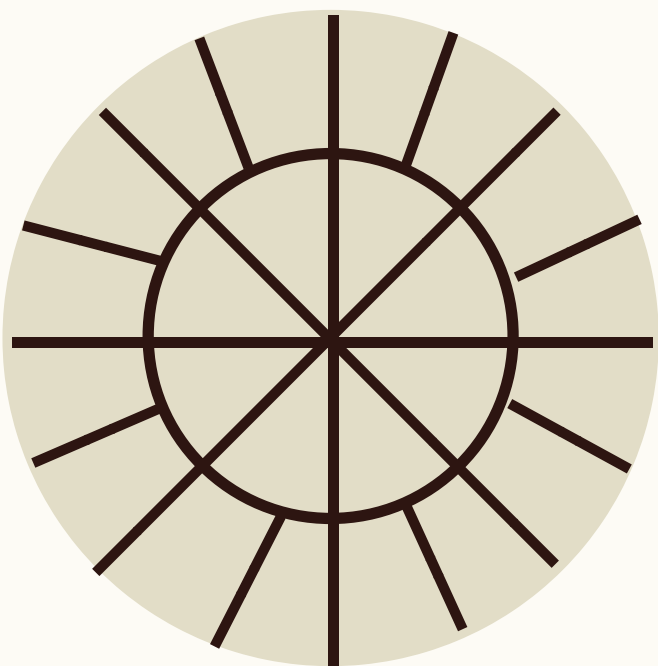
6"
SERVES 8




7"
SERVES 8




8"
SERVES 14




9"
SERVES 24



10"
SERVES 34



11"
SERVES 40




12"
SERVES 50




How to serve a tiered cake

cinottisbakery.com




4"

SERVES 4




6"

SERVES 9




8"

SERVES 16



10"

SERVES 25



12"

SERVES 36

Ready to order?

Our staff is ready to help plan the cake of your dreams. Give us a call today!

cinottisbakery.com

